



KSM313

Dual-Voice Ribbon Microphone with Roswellite[®]
Ribbon Technology

The Shure premium bidirectional ribbon microphone, KSM313, user guide.
Version: 4 (2019-K)

Table of Contents

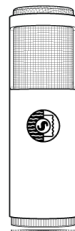
KSM313Dual-Voice Ribbon Microphone with Roswellite® Ribbon Technology	3	Proximity Effect	5
General Description	3	Care and Handling	5
Features	3	Specifications	6
Performance Characteristics	3	Accessories	6
Applications	3	Furnished Accessories	6
Mounting the Microphone	4	Optional Accessories	7
		Certifications	8

Applications

The unique Dual-Voice design of the KSM313 produces discrete front and rear sonic signatures. Position the sides, the null points of a bidirectional microphone, towards any unwanted sound sources. Some typical applications are listed below.

Address the front for a warmer, darker tone

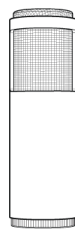
- Electric guitar amplifiers
- Brass and woodwind instruments
- Upright bass
- Kick Drum



Address the rear* for a brighter tone with increased presence

- Vocals
- Acoustic string instruments
- Drum overheads and percussion

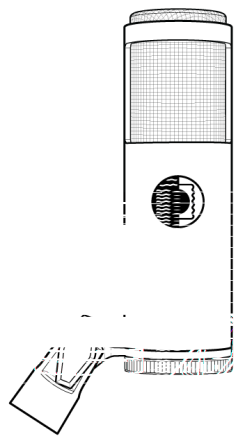
**When addressing the back side of a bidirectional mic, please remember to invert the signal polarity. Shure's A15PRS accessory is an in-line, balanced, polari-*



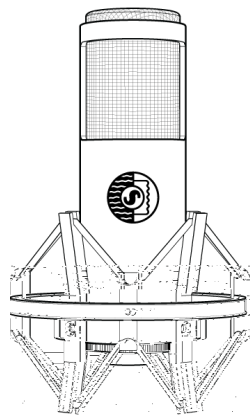
Mounting the Microphone

Thread the supplied stand adapter onto a floor or boom stand and insert the microphone.

Note:



Stand Mount (furnished)



Suspension Mount (optional accessory)

Proximity Effect

Directional microphones progressively boost bass frequencies as the microphone is placed in closer proximity to the source. This phenomenon, known as proximity effect, can be used to create a warmer, more powerful sound.

Care and Handling

To protect your microphone, keep a few simple precautions in mind to ensure long-term performance:

1. Store your microphone in its protective case when it is not in use.
2. Maintain a reasonable distance from fluorescent lights, power transformers, and other strong electromagnetic sources to avoid hum.
3. For more information on Shure products and accessories, visit our website: www.shure.com

4.
ever, properly supplied phantom power will not harm the microphone.

Specifications

Type

Dual-Voice Roswellite[®] Ribbon

Polar Pattern

Bidirectional

Frequency Response

30 to 15,000

Output Impedance

330

Sensitivity

-54.5 ^[1] (1.88)

Maximum SPL

146

Polarity

Positive pressure on diaphragm produces positive voltage on pin 2 with respect to pin 3

Housing

Machined Steel

Weight

400 (14)

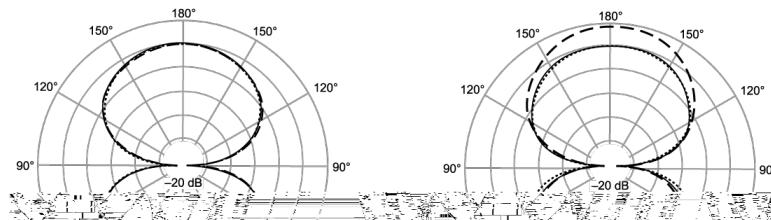
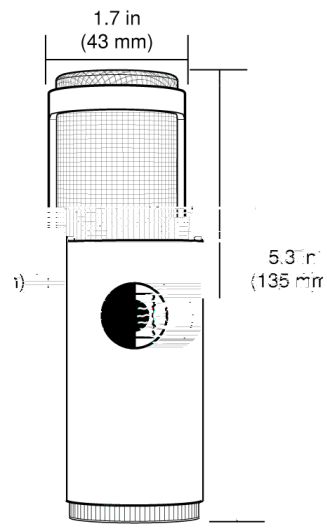
Accessories

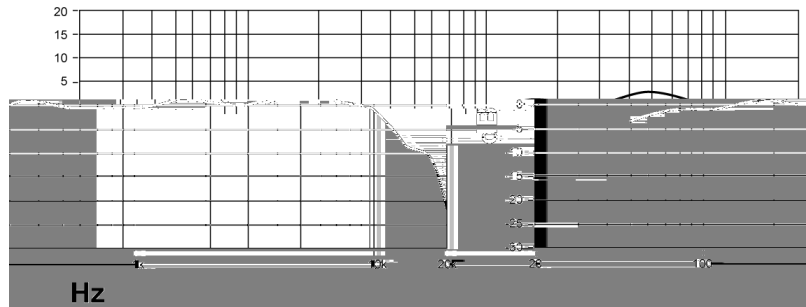
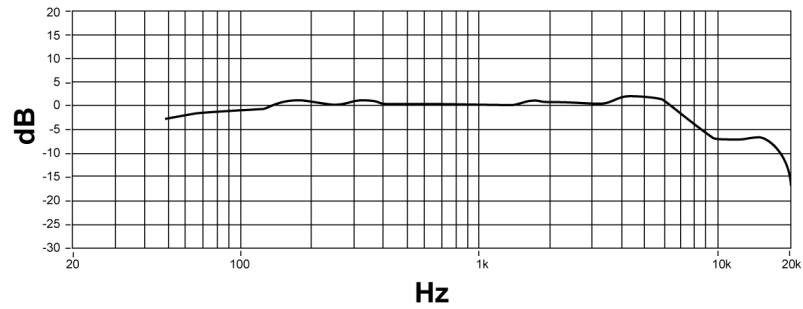
Furnished Accessories

Carrying Case	AK313C
ShureLock[®] Stand Mount. Works with KSM313/NE, KSM313, KSM 353/ED.	A300M
Protective Velveteen Pouch. Works with KSM313/NE.	A313VB

Optional Accessories

Elastic suspension shock mount. Works with all KSM313 versions	A313SM
Switchable Polarity Reverser	A15PRS
Popper Stopper® Pop Filter with Metal Gooseneck and Microphone Stand Clamp	PS-6
25 foot (7.5m) Triple-Flex® Microphone XLR Cable with Switchcraft connectors	C25E





Certifications

This product meets the Essential Requirements of all relevant European directives and is eligible for CE marking.

The CE Declaration of Conformity can be obtained from: www.shure.com/europe/compliance

Authorized European representative:

Shure Europe GmbH

Headquarters Europe, Middle East & Africa

Department: EMEA Approval

Jakob-Dieffenbacher-Str. 12

75031 Eppingen, Germany

Phone: +49-7262-92 49 0

Fax: +49-7262-92 49 11 4

Email: info@shure.de

Note:

is a trademark of Shure Incorporated in the United States.