



# ULXD6-8

Online user guide for ULXD6 and ULXD8 transmitters.  
Version: 7 (2019-G)

# Table of Contents

		Wireless Workbench	13
<b>ULXD6-8</b>	<b>3</b>		13
!	<b>3</b>	QLX-D      ULX-D	13
	4	/	<b>14</b>
	<b>4</b>		<b>14</b>
	<b>5</b>		<b>14</b>
	<b>5</b>		<b>15</b>
	<b>5</b>		<b>15</b>
	<b>5</b>		<b>15</b>
	<b>6</b>		16
			16
<b>ULXD8</b>	<b>8</b>	<b>BN   GN</b>	<b>16</b>
	<b>8</b>		<b>16</b>
	<b>9</b>		<b>16</b>
	9		<b>16</b>
Shure	10		<b>17</b>
	10		
	11		<b>20</b>
			20
	<b>12</b>		<b>20</b>
Wireless Workbench	12		<b>20</b>
		Information to the user	21

# ULXD6-8

!

- 1.
- 2.
- 3.
- 4.
- 5.
- 6.
- 7.
- 8.
- 9.

- 10.
- 11.
- 12.

/



- 13.
- 14.
- 15.
- 16.
- 17.
- 18.
- 19.
- 20.
- 21.

70dB (A)

|

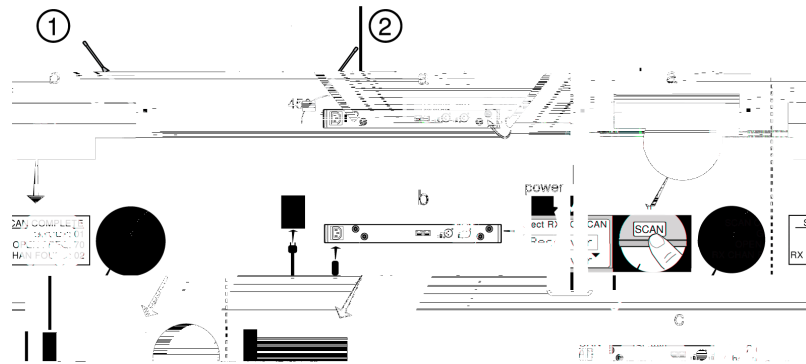
/

A black and white warning icon consisting of a triangle with an exclamation mark inside.	
A black and white warning icon consisting of a triangle with an exclamation mark inside.	

AA

140°F (60°C)

- 
- 
- 
- 
- 
- 
- 
- 
- 



ULX-D

Shure

ULX-D

Shure Wireless Workbench

AMX Crestron  
Dante

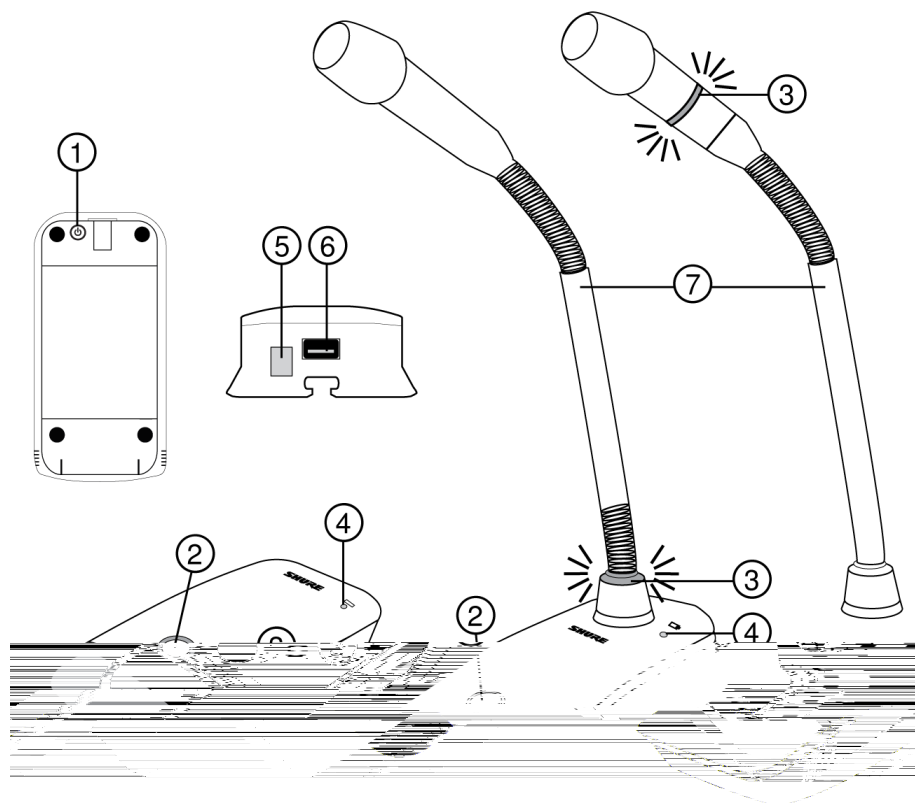
AA

ULX-D

- AA

4	SBC450
8	SBC850
8 Shure	SBC800
6 USB-A	SBC10-USB-A
Shure	SB900A


<b>10</b>		MX410LP/C
<b>10</b>		MX410LP/S
	<b>10</b>	MX410RLP/N
<b>10</b>		MX410LPDF/C
<b>10</b>		MX410LPDF/S
	<b>10</b>	MX410RLPDF/N
	<b>10</b>	MX410RLPDF/C
	<b>10</b>	MX410RLPDF/S
<b>15</b>		MX415LP/C
<b>15</b>		MX415LP/S
	<b>15</b>	MX415RLP/N
<b>15</b>		MX415LPDF/C
<b>15</b>		MX415LPDF/S
	<b>15</b>	MX415RLPDF/N
	<b>15</b>	MX415RLPDF/C
	<b>15</b>	MX415RLPDF/S
<b>5</b>		MX405WLP/N
	<b>LED 5</b>	MX405WRLP/N
<b>10</b>		MX410WLP/N
	<b>LED 10</b>	MX410WRLP/N
<b>15</b>		MX415WLP/N
	<b>LED 15</b>	MX415WRLP/N
<b>10</b>		MX410WLPDF/N
	<b>LED 10</b>	MX410WRLPDF/N
<b>15</b>		MX415WLPDF/N
	<b>LED 15</b>	MX415WRLPDF/N



①

② /  
/

◦  
◦  
◦  
◦

③

*	*

\*MX400R

④

- = 30
- = 30
- =
- =

⑤ (IR)

⑥

USB

⑦

ULXD8

5" 10" 15" Microflex

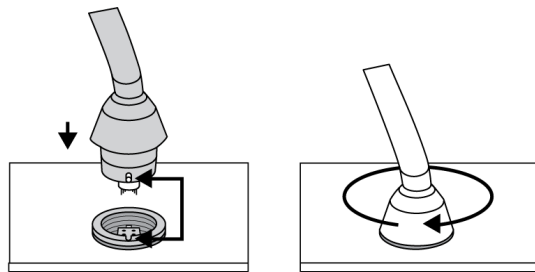
LED

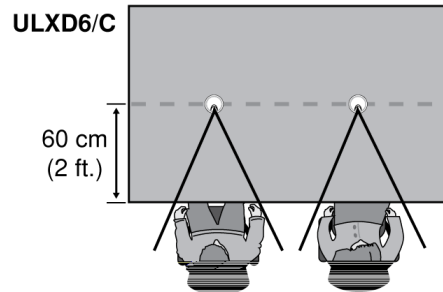
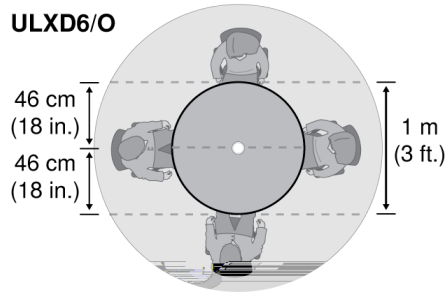
---

## ULXD8

ULXD8


5" 10" 15" Microflex



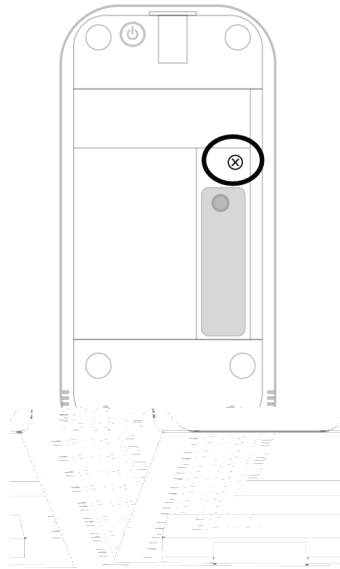


Shure SB900A AA  
 / Shure AA  
 Wireless Workbench  
*IR PRESETS > GOOSENECK / BOUNDARY > BATTERY*

- 1.
2. Shure AA
3. AA



- 1.
- 2.
- 3.
- 4.

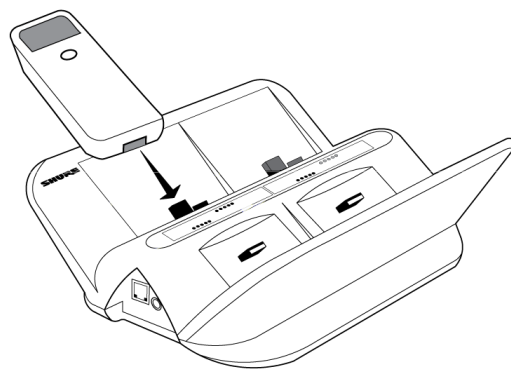


Shure

Wireless Workbench

HEALTH  
CHARGE  
CYCLES  
TEMP

Shure



Shure USB (SBC10-USB-A)

SBC10







SBC450







SBC850




Shure SB900A




AA

(hh:mm)

	10 mW
	8:00 5:55
	5:55 3:50
	3:50 1:45
	1:45 0:45
	0:45 0:15
	0:15 0:00

	10 mW
	10:00 7:15
	7:15 4:30
	4:30 1:45
	1:45 0:45
	0:45 0:15
	0:15 0:00

	10 mW
	15:00 10:35
	10:35 6:10
	6:10 1:45

	10 mW
	1:45 0:45
	0:45 0:15
	0:15 0:00



- 
- 
- 
- 
- 
- 
- 
- 
- 
- 
- 

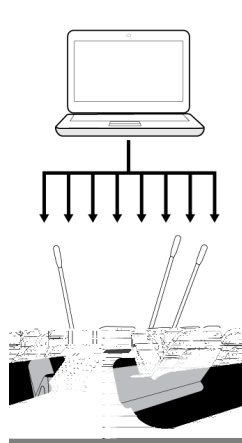
## Wireless Workbench

Wireless Workbench

Wireless Workbench

- 1.
2. Wireless Workbench
- 3.
- 4.

*Apply*

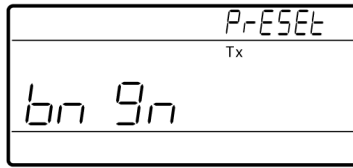




- QLX-D ULX-D IR

ULXD6 ULXD8 QLX-D Wireless Workbench

1. WWB
2. *Apply* QLX-D
3. *enter* *menu*
4. *menu*



5. QLX-D ULX-D 2.0



- 
- 
- 
- 

Wireless Workbench

*IR PRESETS > GOOSENECK / BOUNDARY > MUTE BUTTON BEHAVIOR*

*/ Disabled TPCI*



- 150 Hz 12 dB
- 

Wireless Workbench

*IR PRESETS > GOOSENECK / BOUNDARY > HIGH PASS*



<b>1 mW</b>	33	100
<b>10 mW</b>	100	330
<b>20 mW</b>	>100	330

*IR PRESETS > GOOSENECK / BOUNDARY > RF POWER*

*20 mW*

Wireless Workbench

*IR PRESETS > GOOSENECK / BOUNDARY > POWER LOCK*



Wireless Workbench

- *Active*
- *Muted*
- *Off*

*IR PRESETS > GOOSENECK / BOUNDARY > INITIAL STATE FROM CHARGER*

*Push-to-Talk*

*Active*

IR

Wireless Workbench

1. *DEVICE UTILITIES > ENCRYPTION > ON (Auto)*
2. *ENTER*
3. *IR*

1. *DEVICE UTILITIES > ENCRYPTION > OFF*
2. *ENTER*
3. *IR*

*IR*

# BN GN

and compensate for signal level differences between transmitters that share the same receiver channel. For normal gain adjustments, use the receiver gain buttons.

*IR PRESETS > GOOSENECK / BOUNDARY > BN OFFSET*

*IR PRESETS > GOOSENECK / BOUNDARY > GN OFFSET*



- 
- 
- *MX400R / = / LED / = /*
- 
- 
- 
- 
- 
- 
- 
- 




	( MHz )	( mW )*
<b>G52</b>	479 534	1/10
<b>H50</b>	534 598	1/10/20
<b>H51</b>	534 598	1/10/20
<b>H52</b>	534 565	1/10
<b>H53</b>	534 598	1/10
<b>J50</b>	572 608 614 636	1/10/20
<b>J51</b>	572 636	1/10/20
<b>K51</b>	606 670	1/10
<b>K52</b>	606 670	1/10
<b>L50</b>	632 696	1/10/20
<b>L51</b>	632 696	1/10/20
<b>L52</b>	632 694	1/10
<b>L53</b>	632 714	1/10/20
<b>P51</b>	710 782	1/10/20
<b>P52</b>	710 782	1/10
<b>JB</b>	806 810	1/10
<b>Q51</b>	794 806	1/10/20
<b>S50</b>	823 832 863 865	1/10
<b>X51</b>	925 937.5	1/10
<b>X52</b>	902 928	0.25/10/20
<b>X53</b>	902 907.500 915 928	0.25/10/20
<b>X54</b>	915 928	0.25/10/20

\*

---

  
 ULXD6

0 21 dB (3 dB )

Shure SB900/SB900A

1.5

@ 10

<b>Shure SB900A</b>	9	20
	8	40

113.94 x 61.83 x 34.28 (4.48 x 2.43 x 1.35 ) x x

241 AA

0°C (32°F) 45°C (113°F)

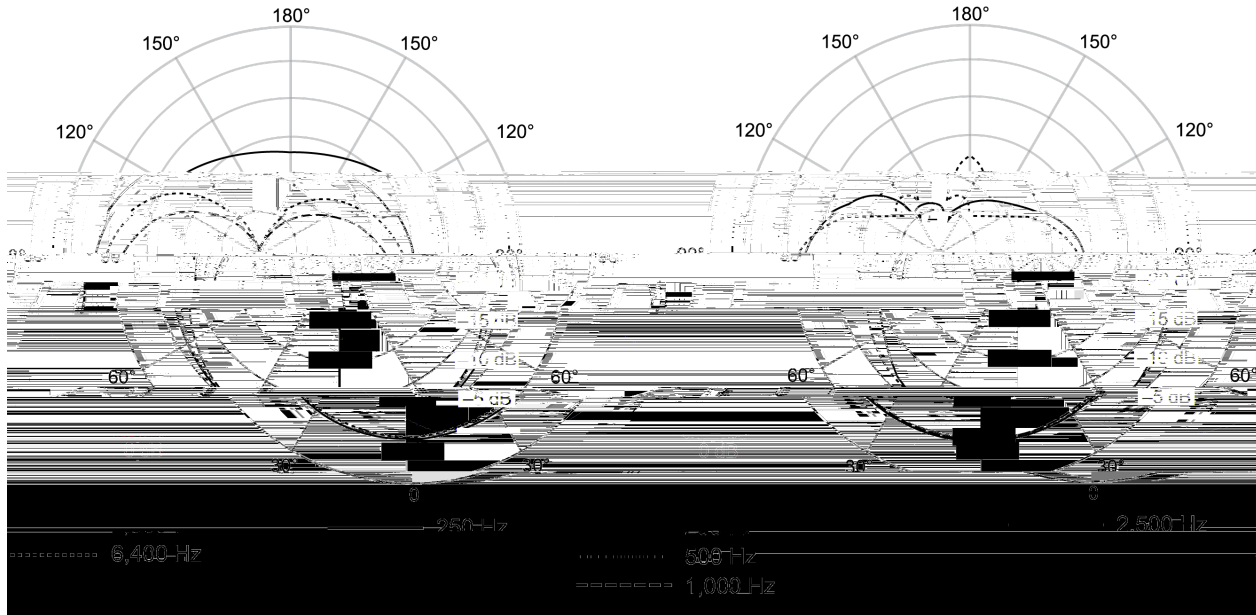
PIFA

50 Ω

<200

50 17 ( )

1 mW, 10 mW, 20 mW



ULXD8

0 21 dB (3 dB )

Shure SB900/SB900A

1.5

@ 10

<b>Shure SB900A</b>	9
	8 20

136.94 x 78.27 x 40.77 (5.39 x 3.08 x 1.60 ) x x

293 AA

0°C (32°F) 45°C (113°F)

Shure MX405/10/15 6

>20 k $\Omega$

PIFA

50  $\Omega$

<200

50 17 ( )

1 mW, 10 mW, 20 mW



Incorporated

Shure

Shure

Shure



## Information to the user

This device complies with part 15 of the FCC Rules. Operation is subject to the following two conditions:

1. This device may not cause harmful interference.
2. This device must accept any interference received, including interference that may cause undesired operation.

These limits are designed to provide reasonable protection against harmful interference in a residential installation. This equipment generates uses and can radiate radio frequency energy and, if not installed and used in accordance with the instructions, may cause harmful interference to radio communications. However, there is no guarantee that interference will not occur in a particular installation. If this equipment does cause harmful interference to radio or television reception, which can be determined by turning the equipment off and on, the user is encouraged to try to correct the interference by one or more of the following measures:

- Reorient or relocate the receiving antenna.
- Increase the separation between the equipment and the receiver.
- Connect the equipment to an outlet on a circuit different from that to which the receiver is connected.
- Consult the dealer or an experienced radio/TV technician for help.

FCC	15		(1)	(2)
	74			
ISED	RSS-102	RSS-210		
ISED	RSS-247	RSS-GEN		

**IC:** 616A-ULXD6G50, 616A-ULXD6H50, 616A-ULXD6J50, 616A-ULXD6X52, 616A-ULXD8G50, 616A-ULXD8H50, 616A-ULXD8J50, 616A-ULXD8X52.

**FCC:** DD4ULXD6G50, DD4ULXD6H50, DD4ULXD6J50, DD4ULXD6X52, DD4ULXD8G50, DD4ULXD8H50, DD4ULXD8J50, DD4ULXD8X52.

### CE

This device contains licence-exempt transmitter(s)/receiver(s) that comply with Innovation, Science and Economic Development Canada's licence-exempt RSS(s). Operation is subject to the following two conditions:

1. This device may not cause interference.
2. This device must accept any interference, including interference that may cause undesired operation of the device.

L'émetteur/récepteur exempt de licence contenu dans le présent appareil est conforme aux CNR d'Innovation, Sciences et Développement économique Canada applicables aux appareils radio exempts de licence. L'exploitation est autorisée aux deux conditions suivantes :

1. L'appareil ne doit pas produire de brouillage;
2. L'appareil doit accepter tout brouillage radioélectrique subi, même si le brouillage est susceptible d'en compromettre le fonctionnement.

Este produto está homologado pela Anatel, de acordo com os procedimentos regulamentados pela Resolução nº. 242/2000 e atende aos requisitos técnicos aplicados.

Para maiores informações, consulte o site da ANATEL [www.anatel.gov.br](http://www.anatel.gov.br)

Este equipamento não tem direito à proteção contra interferência prejudicial e não pode causar interferência em sistemas devidamente autorizados.



EMC

EMC

“CE ” [www.shure.com/europe/compliance](http://www.shure.com/europe/compliance)

Shure Europe GmbH

Jakob-Dieffenbacher-Str.12  
75031 Eppingen, Germany  
+49-7262-92 49 0  
+49-7262-92 49 11 4  
info@shure.de