

rtic
th
nd f
or a
omf
DSP]
Asym
towa
soun
Comj

-
-

- ▶ Very peak
- ▶ Cons const cover
- ▶ Pater provi dispe lc

CBT 1000 Two-Way Line Array Column with Adjustable Vertical Coverage and Tapered Horizontal Waveguide

Applications

Combining superior sound quality, excellent pattern control, asymmetrical vertical coverage, continuously variable horizontal dispersion, and compact design makes the CBT 1000 extremely versatile. It is ideal for applications such as performance auditoriums, houses of worship, lecture halls, classrooms, cinema main speakers or very high-output surrounds, multipurpose spaces, A/V, transit centers, sports facilities, racetracks, theme parks, outdoor locations,

Adjustable Coverage to Fit the Application

adjustability allows the installer to switch through a range of four (4) "Pattern Up" coverage angles and four (4) "Pattern Down" coverage angles for a total of sixteen (16) different coverage combinations. Additionally, the use of a patent-pending Tapered Horizontal Waveguide provides a continuously varying horizontal dispersion (very wide for short-throw, narrower for mid-throw, even more narrow for long-throw) delivering superior coverage in both the front and rear corners of a room while reducing undesirable over-splash. These unique features allow the user to more closely match the coverage and throw requirements to the application, and the coverage selection can be easily switched in-venue with the speaker already installed. These innovations allow a single loudspeaker model to excel in an extremely wide variety of project types.

User Variable Voicing

setting produces a mid-range presence boost to provide clear, intelligible speech even at the longest throw distances, along with increased midrange sensitivities for higher midrange maximum output capability.

Drivers

inductance, resulting in lower distortion and improved frequency response. The 16 mm (0.63 in) long coil provides high linear drive and high power handling in a compact driver. The LF drivers feature damped blended textile surrounds and coated sealed paper cones found in high performance large format drivers.

The high frequency drivers include neodymium structure for maximum sensitivity, and feature high power handling, long excursion and large back enclosures for additional frequency range and output. The tweeter is encased for weather resistance.

Both drivers feature coated diaphragm materials to provide moisture, UV and salt resistance for outdoor capability.

SonicGuard™

Dynamic SonicGuard™ protection on the high frequency section minimizes distortion at high drive levels by limiting driver excursion dynamically. This maximizes music clarity and speech intelligibility at high drive levels while protecting the drivers from damage due to occasional overpowering.

Bracketry & Insert Points

common third-party mounting brackets. In addition, four insert points each are located on the top and bottom end-caps. These insert points can be utilized to suspend the speaker using forged shoulder steel eyebolts or swivel mounting rings, providing installation versatility. Optional brackets include

Outdoor Capability

applications, and the paint is UV resistant. External screws are stainless steel and the powder coated 1050 aluminum grille resists rust in the harshest of conditions. The optional MTC-PC2 panel cover with gland nut seals the terminal compartment from excessive moisture.

Color

Available in black (RAL9004) or White (-WH) (RAL9016).

CBT 1000 Two-Way Line Array Column with Adjustable Vertical Coverage and Tapered Horizontal Waveguide

System:

Components: Six (6) 165 mm (6.5 in) LF drivers
Twenty-four (24) 25 mm (1 in) HF drivers

Frequency Range (-10 dB)¹: 45 Hz – 20 kHz

Sensitivity (2.83V@ 1m)^{1,2}: 102 dB (at highest sensitivity setting: “Point” pattern up, “Point” pattern down, “Speech” voicing, in free space)

Nominal Impedance: 4 ohms (4 ohms above 1 kHz; 8 ohms below 800 Hz)

Power Capacity³: 1500 W (6000 W peak), 2 hrs
1000 W (4000 W peak), 100 hrs

Maximum Input Voltage: 65.0 Volts RMS (2 hrs), 130.0 Volts Peak

Max SPL⁴: Highest directivity setting: (“Point” pattern up, “Point” pattern down) with “Speech” voicing:

131 dB continuous average pink noise
134 dB continuous program
137 dB Peak

Highest directivity setting: (“Point” pattern up, “Point” pattern down) with “Music” voicing:

127 dB continuous average pink noise
130 dB continuous program
133 dB peak

128 dB continuous average pink noise
131 dB continuous program
134 dB peak

124 dB continuous average pink noise
127 dB continuous program
130 dB peak

Vertical Coverage Settings: Coverage is effective (frequency response similar) beyond the traditional -6 dB coverage angles. This is especially useful in compensating for differences in listening distances. Figures show both the -6 dB and -12 dB coverage angles (at 3 kHz). Angles are in reference to cabinet aiming axis.

Pattern UP Settings:

“Point”: -6dB @ +7°, -12 dB @ +12°
“Tight”: -6dB @ +9°, -12 dB @ +15°
“Narrow”: -6dB @ +10°, -12 dB @ +20°
“Medium”: -6dB @ +13°, -12 dB @ +24°

Pattern DOWN Settings:

“Point”: -6dB @ -7°, -12 dB @ -12°
“Narrow”: -6dB @ -10°, -12 dB @ -20°
“Broad”: -6dB @ -17°, -12 dB @ -28°
-6dB @ -20°, -12 dB @ -35°

Horizontal Coverage: Patent-pending Tapered Horizontal Waveguide continuously variable.

Long-throw (top) section: 100°
Middle section: 130°
Short-throw (bottom) section: 160°

Recommended High-Pass: 35Hz, 24 dB/oct or greater

Transducers:

Low Frequency Drivers: 6 pcs, 165 mm (6.5 in) drivers, lightweight neodymium motors, 50 mm (2.0 in) diameter voice coils, copper-capped pole handling, damped blended textile surround, coated cones for moisture, UV and salt resistance. Magnetically shielded.

High Frequency Drivers: 24 pcs, 25 mm (1 in) drivers, neodymium, encased magnet and coated diaphragm for moisture, UV, and salt resistance.

CBT 1000 Two-Way Line Array Column with Adjustable Vertical Coverage and Tapered Horizontal Waveguide

Enclosure:

Enclosure:	Fiberglass reinforced ABS cabinet, powder coated 1050 aluminum grille
Outdoor Capability:	IP-55 rated, per IEC529, when installed with optional MTC-PC2 cover. Exceeds Mil Spec 810 for humidity, temperature & UV, ASTM G85 for acid-air/salt-spray (200 hrs).
Colors:	Black (RAL9004) or White (-WH) (RAL9016)
Insert Points:	14 individual M8 inserts on back panel (20 mm deep) for use with swivel (pan)/tilt bracket(s), forged-shoulder steel eyebolts, swivel rings, and after-market third-party brackets, plus 4 individual M8 inserts on top and 4 on bottom of cabinet end-caps.
Mounting:	Included two-part swivel (pan)/tilt wall bracket provides continuously variable +/- 45 degree left-right swivel aiming (at no up/down tilt – see Bracket Guide for maximum swivel range at various up/down tilt angles), +/- 15 degree tilt in industry standard rectangular 127 x 70 mm (5.0 x 2.75 in) pattern for legacy OmniMount® and other compatible third-party brackets. Four (4) threaded mount points on the top end-cap and four (4) on the bottom end-cap. Threaded mounting points can be utilized for suspension. (Always use multiple mounting points.)
Dimensions (H x W x D):	1020 mm x 250 mm x 345 mm (40.2 x 9.9 x 13.6 in)
Net Weight (cabinet):	24.5 kg (54 lbs)
Shipping Weight:	38.6 kg (85 lbs)
Included Accessories:	Two-piece swivel (pan)/tilt wall bracket
Optional Accessories:	MTC-PC2 terminal panel cover MTC-CBT1K-ACC1 Accessory kit includes: 1 pc MTC-CBT-OS3 offset bracket (for CBT 1000+1000E array – works in conjunction with CBT 1000E's included Coupler Plate for locating CBT 1000E extension cabinet above CBT 1000 instead of below it) MTC-CBT-SUS3 CBT Series suspension bracket kit (2 pcs included to provide top and bottom attachment points)

¹Full space

²2.85V @ 1 meter, averaged 2 kHz to 6 kHz; same sensitivity in this range for CBT 1000 alone and CBT 1000+CBT 1000E (for more information see notes in FAQ); Subtract 3 dB for 2.00V @ 1 meter sensitivity.)

³IEC standard, full bandwidth pink noise with 6 dB crest factor.

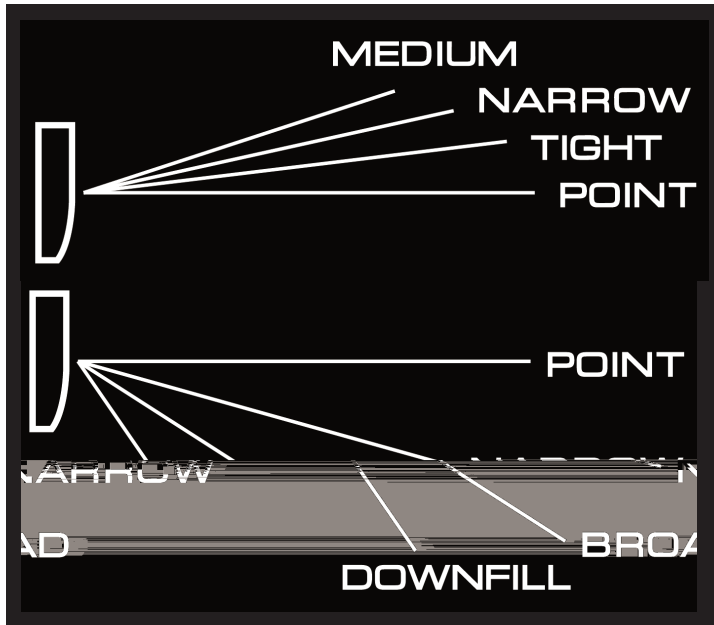
⁴2 kHz - 6 kHz, calculated based on power rating and measured sensitivity, exclusive of power compression.

JBL continually engages in research related to product improvement.

Changes introduced into existing products without notice are an expression of that philosophy.

CBT 1000 Two-Way Line Array Column with Adjustable Vertical Coverage and Tapered Horizontal Waveguide

Array's Upper-Half Coverage Pattern Selections



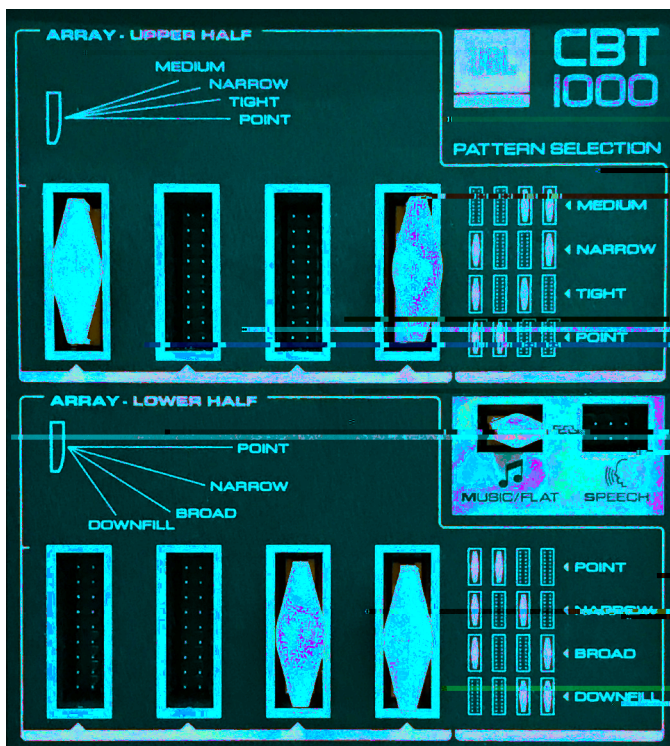
Array's Lower-Half Coverage Pattern Selections

Coverage Pattern Selection Panel

Located on side of cabinet; covered by plate. Must remove screws using #1 Phillips head screwdriver, not included.

Position the orange headers to select the coverage patterns and Music/Speech voicing.

(Header positions shown below: Array Upper Half NARROW pattern setting, Array Lower Half DOWNFILL pattern setting, and MUSIC/FLAT EQ [Voicing] setting.)

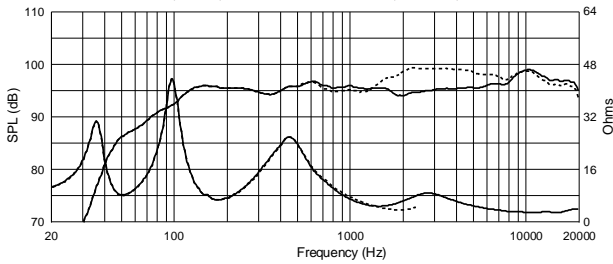


CBT 1000 Two-Way Line Array Column with Adjustable Vertical Coverage and Tapered Horizontal Waveguide

(widest vertical setting; asymmetrical)

Frequency Response & Impedance:

Sensitivity 2.83V @ 1m, and Impedance
 "Music" mode (solid) "Speech" Mode (dotted)



Beamwidth:

Vertical Off-Axis Frequency Response, Up:

Vertical Off-Axis Frequency Response, Down:

Horizontal Off-Axis Frequency Response:

Pattern: Up "Narrow"; Down "Broad"
 (medium vertical setting; asymmetrical)

Frequency Response & Impedance:

Sensitivity 2.83V @ 1m, and Impedance
 "Music" mode (solid) "Speech" Mode (dotted)

Beamwidth:

Vertical Off-Axis Frequency Response, Up:

Vertical Off-Axis Frequency Response, Down:

Horizontal Off-Axis Frequency Response:

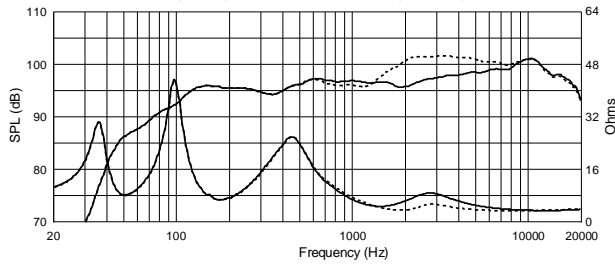
CBT 1000 Two-Way Line Array Column with Adjustable Vertical Coverage and Tapered Horizontal Waveguide

Pattern: Up “Tight”; Down “Narrow”
(tight vertical setting; asymmetrical)

Frequency Response & Impedance:

Sensitivity 2.83V @ 1m, and Impedance

“Music” mode (solid) “Speech” Mode (dotted)



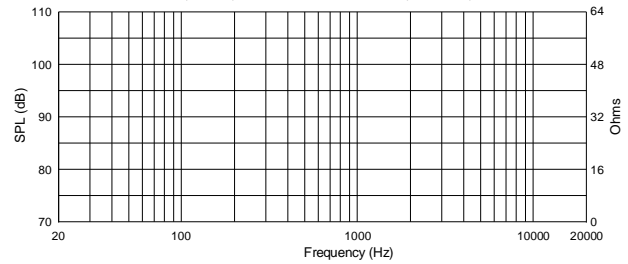
Beamwidth:

Pattern: Up “Point”; Down “Point”
(tightest vertical setting; symmetrical)

Frequency Response & Impedance:

Sensitivity 2.83V @ 1m, and Impedance

“Music” mode (solid) “Speech” Mode (dotted)



Beamwidth:

Vertical Off-Axis Frequency Response, Up:

Vertical Off-Axis Frequency Response, Up:

Vertical Off-Axis Frequency Response, Down:

Vertical Off-Axis Frequency Response, Down:

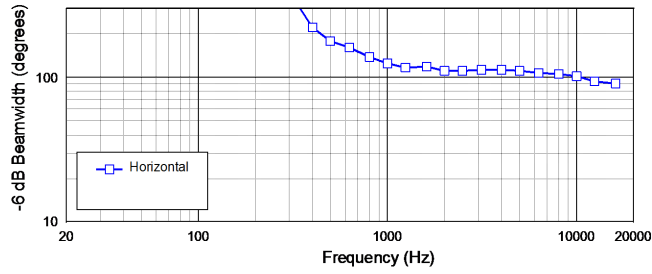

Horizontal Off-Axis Frequency Response:

Horizontal Off-Axis Frequency Response:

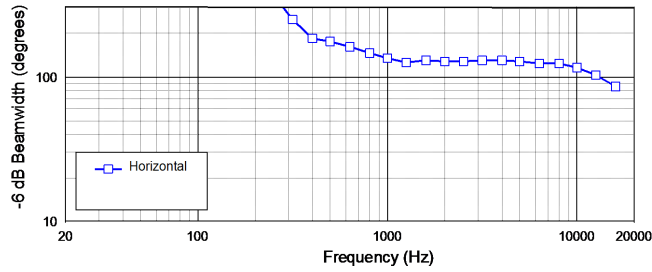
CBT 1000 Two-Way Line Array Column with Adjustable Vertical Coverage and Tapered Horizontal Waveguide

Horizontal Beamwidth

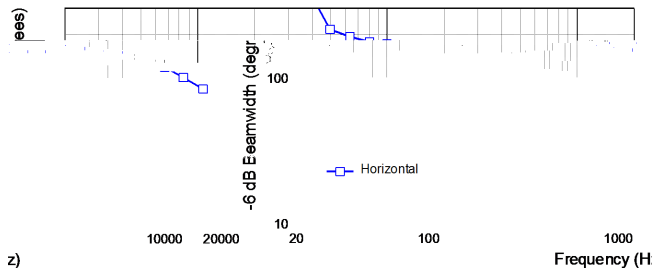
Curves below show beamwidth of tweeter 4th from the top of the array, 12th from the top of the array, from the middle of the array, and 4th from the bottom of the array respectively.



100 Degrees



130 Degrees



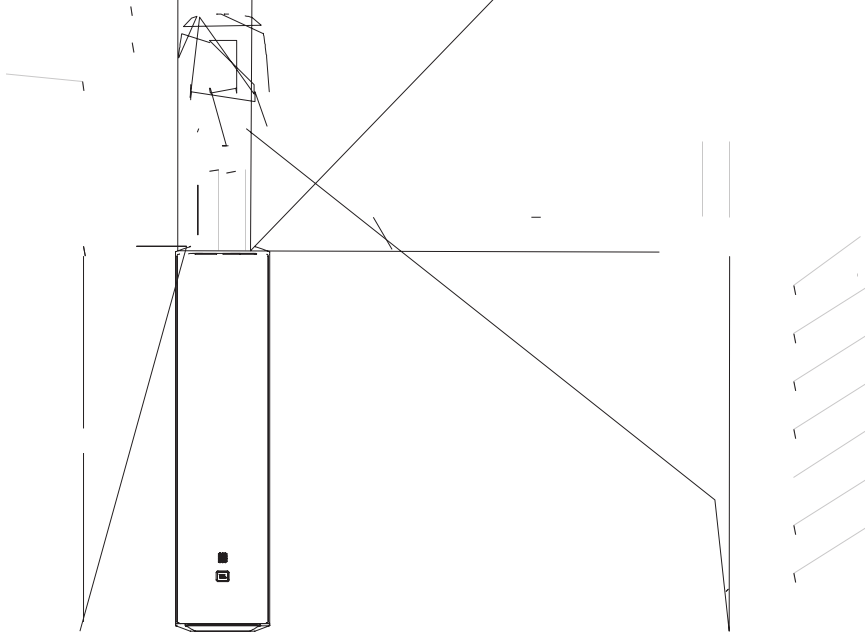
160 Degrees

z)

CBT 1000 Two-Way Line Array Column with Adjustable Vertical Coverage and Tapered Horizontal Waveguide

Dimensions

Dimensions in mm [in]



CBT 1000 Two-Way Line Array Column with Adjustable Vertical Coverage and Tapered Horizontal Waveguide



JBL Professional
8500 Balboa Boulevard, P.O. Box 2200
Northridge, California 91329 U.S.A.

www.jblpro.com