




- ▶ Two high power 300 mm (12 in) transducers in a compact slot-loaded configuration for low frequency extension to 40 Hz.
- ▶ High power CMCD™ Cone Midrange Compression Driver provides high sensitivity and high continuous SPL capability along with low distortion, extended bandwidth and improved phase coherence.
- ▶ Large format neodymium HF driver provides clear intelligible high frequency projection.
- ▶ Large PT™ Progressive Transition™ waveguides provide consistent 90° x 50° pattern control, low distortion at high SPL levels and smooth frequency response.
- ▶ Rotatable mid and high frequency waveguides allow either horizontal or vertical cabinet orientation.
- ▶ Sophisticated, steep-slope passive mid-high crossover network with switchable tri-amp/bi-amp crossover modes.

- ▶ Performing arts facilities/Live theaters
- ▶ Auditoriums/Houses of worship
- ▶ Dance clubs/Sports facilities

PD6322/95 is a Precision directivity™ 90° by 50° full range, three-way loudspeaker designed for use in arrays or singly in demanding music or speech system applications requiring high output capability with excellent pattern control and low frequency extension to 40 Hz.

The low frequency section, two 2206H 300 mm (12 in) VGCT™ Vented Gap Cooled low frequency transducers, offer high power handling and low power compression for high continuous SPL capability. A newly designed LF loading plate provides the highest possible sensitivity, low frequency output and system reliability.

The mid and high frequency sections are horn-loaded for maximum sensitivity and pattern control. The CMCD-82H cone midrange compression driver consists of a driver/phasing plug assembly providing high output with low distortion. The design's extended response coupled with a small 100 mm (4 in) exit diameter allow for smoother transition to the high frequency driver in the magnitude and polar pattern domains. The integral 200 mm (8 inch) cone driver features a high power Differential Drive® dual, voice coil design. The 2432H large format high frequency compression driver utilizes a neodymium magnet and aluminum diaphragm to deliver clear and intelligible high frequency projection, extended frequency response, and low distortion at even the highest drive levels.



Frequency Range <sup>1</sup> (-10 dB):	41 Hz to 17 kHz
Frequency Response <sup>1</sup> (±3 dB):	49 Hz to 15 kHz
Coverage Pattern:	90° x 50°
Directivity Factor (Q):	10.5
Directivity Index (DI):	10.2 dB
Crossover Modes:	Tri-amp/Bi-amp (passive mid-high) switchable
Passive Crossover:	1.5 kHz
Transducer Power Ratings (AES) <sup>2</sup> :	LF: 1600 W (6400 W peak), 2 hrs. 1200 W (4800 W peak), 100 hrs MF: 350 W (1400 W peak), 100 hrs HF: 75 W (300 W peak), 2 hrs
Long-Term System Power Rating (IEC) <sup>3</sup> :	Bi-amplified Passive Mode: LF: 1200 W (4800 W peak) M/HF: 300 W (1200 W peak), 100 hrs
Maximum SPL <sup>4</sup> :	Tri-amp mode: LF: 128 dB-SPL cont avg (134 dB peak) MF: 134 dB-SPL cont avg (140 dB peak) HF: 133 dB-SPL cont avg (139 dB peak) Passive mode: 134 dB-SPL cont avg (140 dB peak)
System Sensitivity <sup>5</sup> (1W @ 1m):	Passive Mode: 109 dB-SPL (mid/high section only)
<b>Low Frequency Driver:</b>	2 x 2206H 300 mm (12 in) driver with 100 mm (4 in) voice coil
Nominal Impedance:	4 ohms (2 x 8 ohms, internally wired in parallel)
Sensitivity <sup>6</sup> (1W, 1m):	96 dB-SPL
<b>Mid Frequency Driver:</b>	CMCD-82H cone midrange compression driver with integral 200 mm (8 in) Differential Drive® dual 75 mm (3 in) voice coil driver
Nominal Impedance:	8 ohms
Sensitivity <sup>6</sup> (1W @ 1m):	109 dB-SPL
<b>High Frequency Driver:</b>	2432H, 38 mm (1.5 in) exit compression driver with 75 mm (3 in) voice coil
Nominal Impedance:	8 ohms
Sensitivity <sup>6</sup> (1W @ 1m):	114 dB-SPL
Waveguides:	MF: PT-N95MF-1 600 x 600 mm (24 x 24 in) HF: PT-H95HF-1 300 x 300 mm (12 x 12 in)
<b>Enclosure:</b>	Trapezoidal with 15 degree side angles, 16 mm (5/8 in) exterior grade 11-ply Finnish birch plywood.
Suspension Attachment:	20 points (5 top, 5 bottom, 4 each side, 2 rear), M10 threaded hardware (eyebolts NOT included, see optional accessories).
Finish:	Black DuraFlex™ finish. White (-WH) available upon request.
Optional Weather Resistant Versions:	C for outdoor placement where the loudspeaker will be sheltered from direct exposure to the elements. for direct exposure or extreme environments, such as tropical or beach, or in areas with salt air, extreme high humidity or rapid changes in temperature. See WRC/WRX configuration sheet for details.
Grille:	Powder coated 14 gauge perforated steel, zinc-phosphate dipped, foam backing (grille cloth backing on white units)
Input Connectors:	Neutrik Speakon® NL8, plus CE-compliant covered barrier strip terminals. Barrier terminals accept up to 5.2 sq mm (10 AWG) wire or max width 9 mm (.375 in) spade lugs. Speakon in parallel with barrier strip for loop-through.
Environmental Specifications:	Mil-Std 810; IP-x3 per IEC529. For higher environmental ratings, use WRC or WRX.
Dimensions (H x W x D in vertical orientation):	991 x 673 x 706 mm (39.0 x 26.5 x 27.8 in)
Net Weight:	77 kg (170 lb)
Optional Accessories:	229-00009-01 kit of three M10 x 35 mm forged shoulder steel eyebolts.

<sup>1</sup> In bi-amp mode, with recommended active tuning.

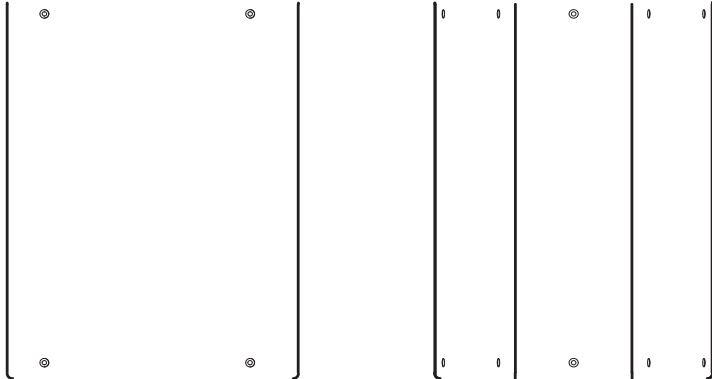
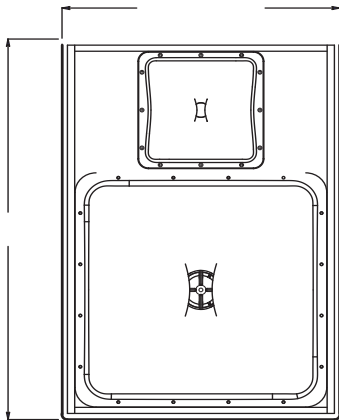
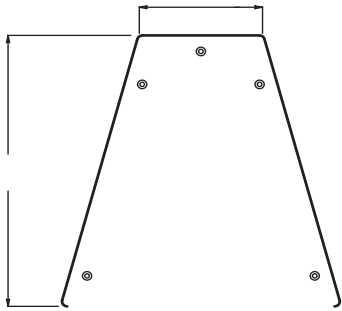
<sup>2</sup> Resultant engineered acoustical response of crossover network and components.

<sup>3</sup> AES standard, one decade pink noise with 6 dB crest factor within device's operational band, free air. Standard AES 2 hr rating plug long-term 100 hr rating are specified for low-frequency transducers.

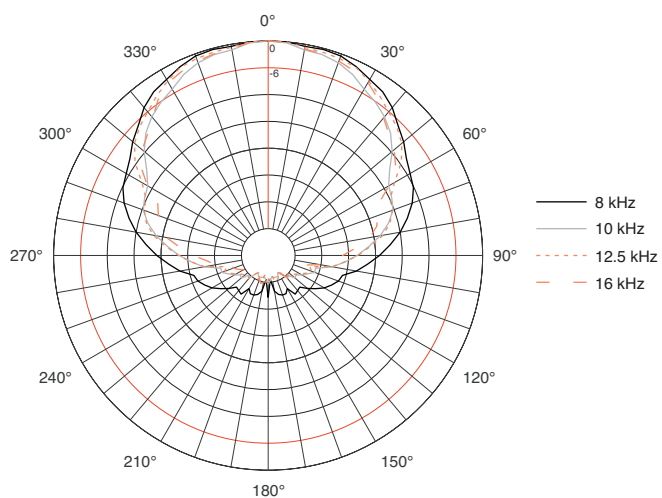
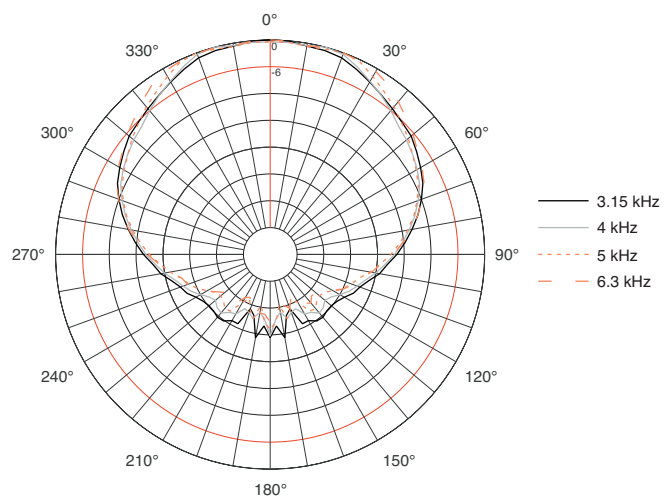
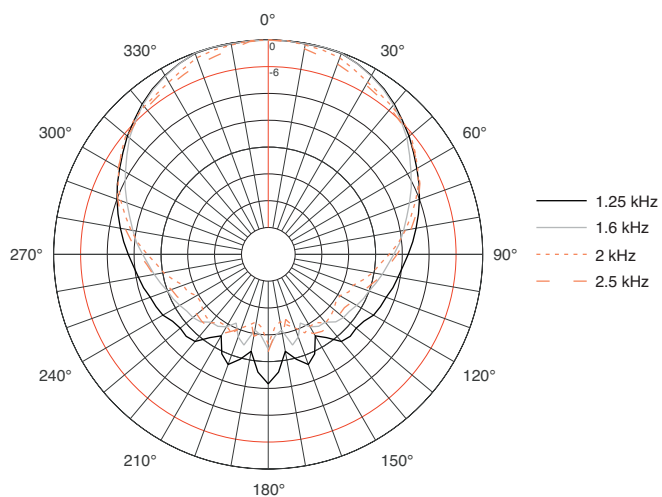
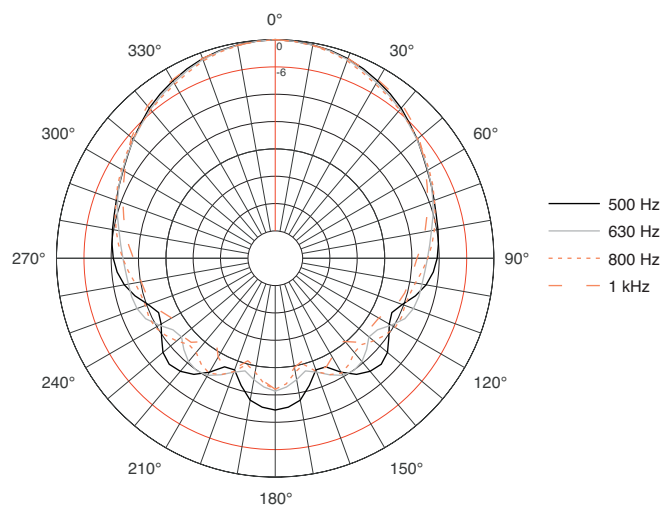
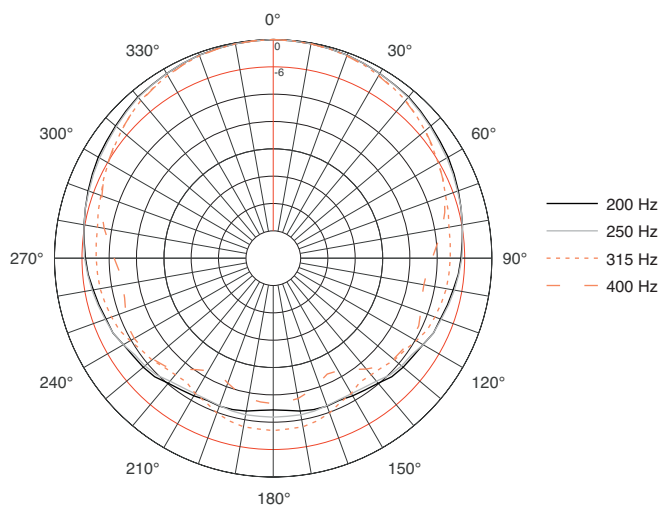
<sup>4</sup> IEC standard, full bandwidth pink noise with 6 dB crest factor, 100 hours.

<sup>5</sup> Calculated based on power rating and sensitivity, exclusive of power compression.

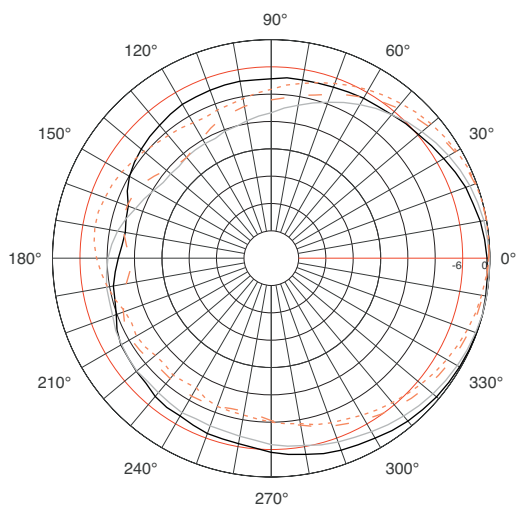
<sup>6</sup> Anechoic sensitivity in free field, no additional sensitivity gains from boundary loading.



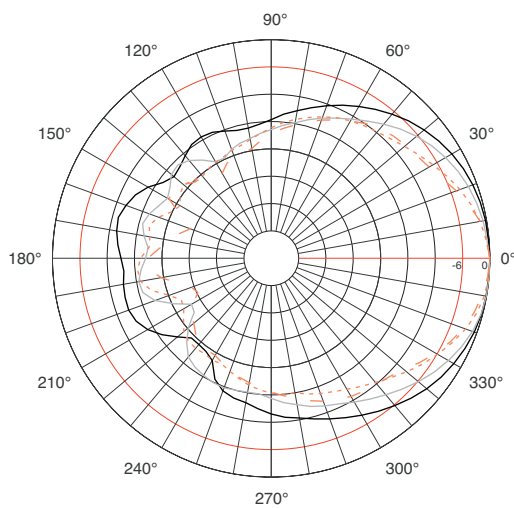
ομάδα 1/3 Octa ερευνας



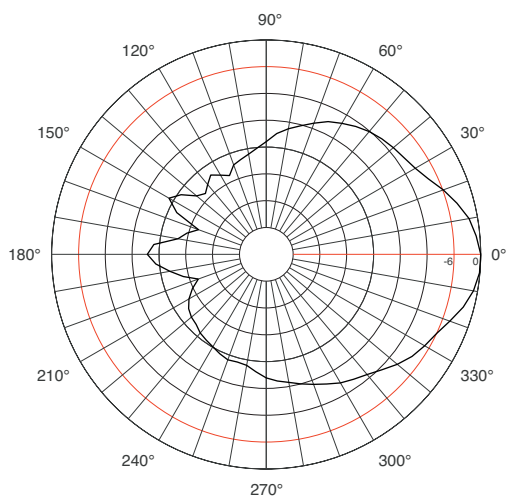
Vatica 1/3 Octa 60 as



— 200 Hz  
 — 250 Hz  
 - - - 315 Hz  
 - - - 400 Hz



— 500 Hz  
 — 630 Hz  
 - - - 800 Hz  
 - - - 1 kHz



— 1.25 kHz  
 — 1.5 kHz

JBL continually engages in research related to product improvement. Some materials, production methods and design refinements are introduced into existing products without notice as a routine expression of that philosophy. For this reason, any current JBL product may differ in some respect from its published description, but will always equal or exceed the original design specifications unless otherwise stated.



JBL Professional  
 8500 Balboa Boulevard, P.O. Box 2200  
 Northridge, California 91329 U.S.A.

© Copyright 2014 JBL Professional  
[www.jblpro.com](http://www.jblpro.com)

SS PD6222/95  
 CRP  
 06/14